

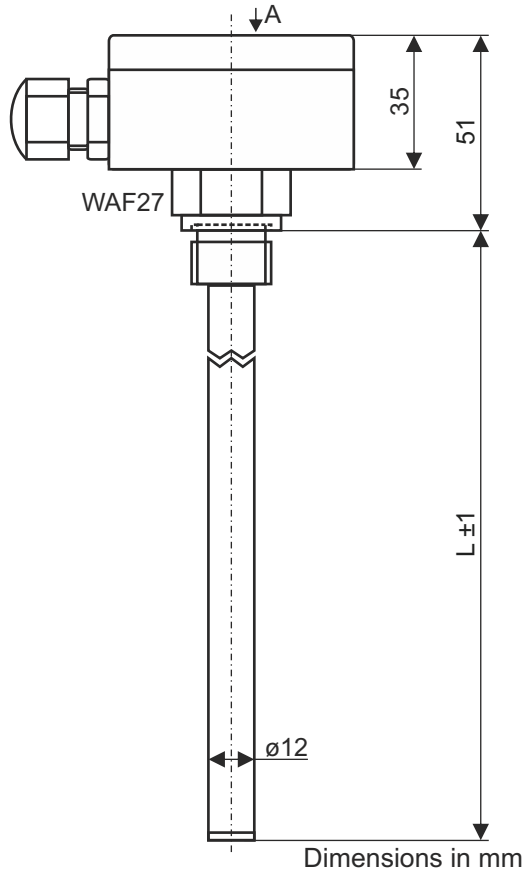
Data sheet

Electronic temperature switch

Type: TSE...

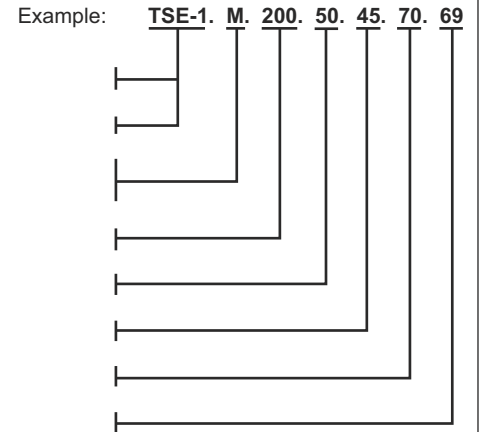
Designs 1

- see page 2 for more desingns



Order key

- Type TSE
- Design 1
- Material M - brass
E - stainless steel
- Sensor tube length L in mm
- Temp. step 1: limiting value °C
- Temp. step 1: reset value °C
- Temp. step 2: limiting value °C
- Temp. step 2: reset value °C



Terminal diagram

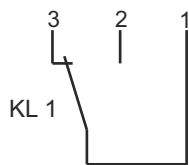


Diagram in de-energized state

Step 1
Temperature switch/controller
change-over contact, 230VAC / 2A

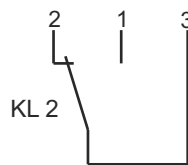
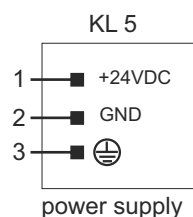
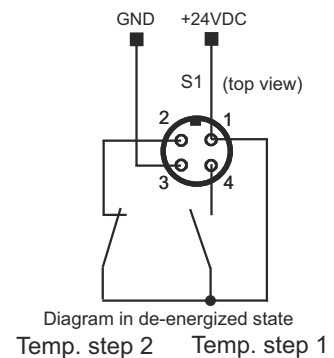


Diagram in de-energized state

Step 2
Temperature switch/controller
change-over contact, 230VAC / 2A



Design 15 M12x1 4-pin connector



Data sheet

Electronic temperature switch

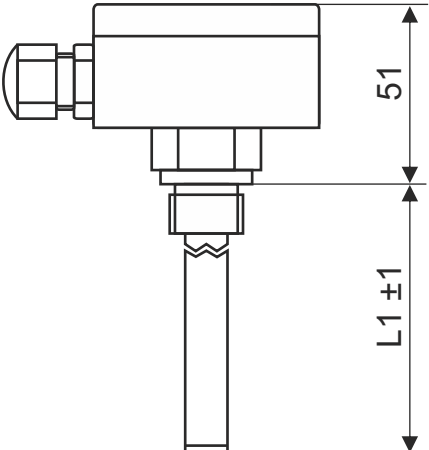
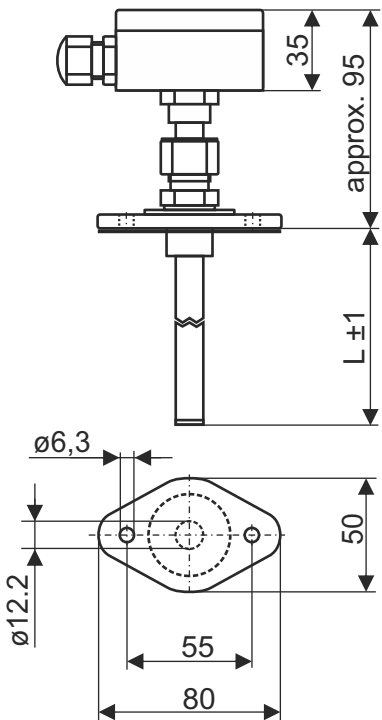
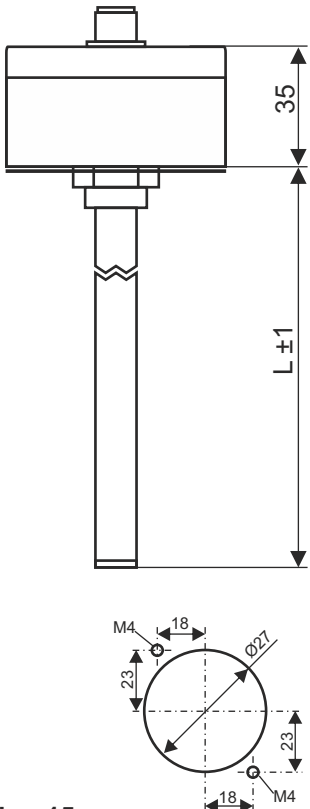
Type: TSE...

Technical data

Housing:	aluminium die-cast housing 64 x 58 x 35mm (wxdxh)
Connection:	see respective design, other connections on demand
Mounting:	see respective design, other mountings on demand
Seal:	material NBR
Sensor tube:	ø8mm, ø12mm, length L±1mm according to specification material brass oder stainless steel
Temp. switching point:	max. 2 change-over relays
Switching capacity:	230 VAC / 2A or 24VDC / 150mA
Temperature measurement:	Sensor at the lower end of the tube
Relay switching function:	relay is actuated at temperature T < limit value yellow LED lights on relay breaks at temperature T > limit value or device fault
Temp. Switching points:	step 1: temp. switching point and reset temperature in °C acc. to specification, step 2: temp. switching point and reset temperature in °C acc. to specification
Temp. measurement range:	measuring range -55°C to 125°C measuring accuracy ± 0.5 °C from -20 °C to 110 °C
Supply voltage:	24 VDC ± 15% reverse polarity protected
Operating current:	<40mA
Prennure:	depending on design max. 5 bar
Operating temperature:	-20°C to 100°C in medium, -20°C to 70°C above mounting.
Protection rating:	IP 65
Certificate:	in accordance with CE

Subject to change

Designs

 <p>Design 01 Aluminium housing thread 1/2" aluminium or stainless steel M16x1.5 cable gland sensor tube ø12mm, material brass or stainless steel</p>	 <p>Design 08 360° rotatable aluminium housing Mounting via oval flange M16x1.5 cable gland at the housing sensor tube ø12mm material brass</p>	 <p>Design 15 Aluminium housing via housing floor - see drilling pattern Connection via M12x1 4-pin connector sensor tube ø12mm material brass</p> <p style="text-align: right;">Dimensions in mm</p>
---	--	---